



Stellar Phoenix Outlook PST Repair

Version 4.0

Installation Guide

Table of Contents

<u>Overview.....</u>	<u>1</u>
<u>Stellar Phoenix Update Wizard.....</u>	<u>2</u>
<u>Getting Started.....</u>	<u>3</u>
<u>Installation Procedure.....</u>	<u>4</u>
<u>Order and Register.....</u>	<u>6</u>
<u>How to Order?.....</u>	<u>7</u>
<u>How to Register?.....</u>	<u>8</u>
<u>Registration Over Internet.....</u>	<u>9</u>
<u>Manual Activation.....</u>	<u>10</u>
<u>User Interface.....</u>	<u>12</u>
<u>Menubar.....</u>	<u>14</u>
<u>Toolbar.....</u>	<u>16</u>
<u>Using Stellar Phoenix Outlook PST Repair.....</u>	<u>17</u>
<u>Legal Notices.....</u>	<u>18</u>
<u>Copyright.....</u>	<u>19</u>
<u>Disclaimer</u>	<u>20</u>
<u>License Agreement.....</u>	<u>21</u>
<u>Trademarks</u>	<u>23</u>
<u>Technical Support.....</u>	<u>24</u>
<u>Support Helpline.....</u>	<u>24</u>
<u>Online Help.....</u>	<u>24</u>
<u>About Stellar</u>	<u>26</u>

Overview

Stellar Phoenix Outlook PST Repair is a complete recovery solution for damaged Microsoft Outlook Personal Storage (PST) files.

The software repairs corrupted PST files and restores all contents of a PST file such as e-mails, attachments, contacts, calendars and journals. An intensive scan of the PST file extracts all data, repairs it and recovers to a new usable PST file. The user needs to import the new PST file into MS Outlook to view the recovered items and for further use.

In addition, Stellar Phoenix Outlook PST Repair software ensures the recovery of accidentally deleted e-mails that have been emptied from the Deleted Items folder. After the recovery of PST file the software shows content of PST file as original. All folders that were existing in the original PST file will be shown with their contents in the three-pane structure. This means folders are also recovered by the software.


Key features:

- Enables user to view messages in 3-view format
- Recovers e-mails, calendar entries, contacts, notes and journals from damaged PST files
- Restores formatting from RTF and HTML messages
- Recovers from encrypted files
- Repairs PST files larger than 2GB
- Recovered file is saved as new PST file on any (including network) disk visible by the host operating system
- Creates unique profile for individual PST files
- Supports MS Outlook 2000, 2002 (XP), 2003, 2007

Stellar Phoenix Update Wizard

The Stellar Phoenix Update Wizard keeps your Stellar Phoenix applications updated. Update option in the application checks for the latest updates available online. Stellar Phoenix Update Wizard checks for latest minor and major version available online. Stellar Phoenix Update Wizard automatically installs the minor version, if available. However, if major version available then you need to purchase it. While updating the software, it's recommended to close all the running programs.

To start Stellar Phoenix Update Wizard:

1. In the Stellar Phoenix Outlook PST Repair screen, Click **Update Wizard**  icon. the Stellar Phoenix Update Wizard window opens, click **Next**. The wizard will start searching for the latest updates and if it finds any new version, a window pops up indicating the availability.
2. Click **Next**, the software will start downloading files from the server. When the process is complete, the software will upgrade to the latest version.

Live Update may not happen due to following reasons:

- Internet connection failure
- Updates are not available
- Unable to download configuration files
- Unable to locate updated files or version
- Unable to locate executable file



If major version is available, to upgrade the software you have to purchase it.

Getting Started

Stellar Phoenix Outlook PST Repair software recovers corrupted PST files and saves them to your preferred location. It also shows content of the recovered PST file in a three-pane structure. When the scanning process is completed, all the recovered emails, notes, journals, tasks, calendar entries and contacts can be viewed in the Stellar Phoenix Outlook PST Repair window. You can save the recovered PST file to your location. To get to the know Stellar Phoenix Outlook PST Repair view,

- [Minimum system requirements](#)
- [Installation Procedure](#)
- [Order and Register](#)
- [User Interface](#)
- [Menubar](#)
- [Toolbar](#)

Installation Procedure

Before installing the software, ensure that your system meets the minimum system requirements:

Minimum System Requirements

- Processor: Pentium Class
- Operating System: Windows NT4(SP6)/2000/XP/2003/Vista/2007
- Memory: Minimum 256 MB (512 MB recommended)
- Hard Disk: 50 MB of free space
- MS Outlook: 2000, 2002 (XP), 2003, 2007
- Internet Explorer: Version 5 or later

To install the software:

1. Double-click spopr.exe file to start the setup process. The Setup - Stellar Phoenix Outlook PST Repair dialog box opens. Click **Next**.
2. In the License Agreement screen, select I accept the agreement option. The Next button will be enabled. Click **Next**.
3. In the Select Additional Tasks screen, check the required check boxes. Click **Next**.
4. In the Select Destination Location screen, provide the path by using Browse button where the setup files will be stored. Click **Next**.
5. In the Start Menu Folder screen, provide the path by using Browse button where the program's shortcuts will be stored. Click **Next**.
6. In the Ready to Install screen, review the settings. Click **Back** to change settings. After confirming the settings, click **Install**. The Installing screen shows the installation process.
7. After completing the process, the Completing the Stellar Phoenix Outlook PST Repair Setup Wizard screen opens. Click **Finish**.

Starting the Software

To start the application, do one of the following:

- Click **Start | All Programs | Stellar Phoenix Outlook PST Repair**, and then click **Stellar Phoenix Outlook PST Repair**.

- Double-click the shortcut icon of **Stellar Phoenix Outlook PST Repair** from the desktop.
- Click quick launch icon on the taskbar.



You can clear the **Launch Stellar Phoenix Outlook PST Repair** check box to stop the automatic launch of the software.

Order and Register

To know how to order and register:

- [How to Order?](#)
- [How to Register?](#)

How to Order?

The software can be purchased by making payments online by using a credit card. Please visit <http://www.repair-outlook-pst.com/buy-now.php?order-pst-repair> for more information and to place an order.

Alternatively, if the demo version is installed then on the Help menu, select **Order Stellar Phoenix Outlook PST Repair**. This will open the home page of Stellar Phoenix Outlook PST Repair from where you can purchase the software. You can also click **Order Stellar**




Phoenix Outlook PST Repair on the toolbar. The Order Stellar Phoenix Outlook PST Repair opens, click the Buy Stellar Phoenix Outlook PST Repair link to visit the home page from where you can purchase the software.

How to Register?



If the software is downloaded from <http://www.repair-outlook-pst.com/buy-now.php?order-pst-repair=> (i.e., ESD version), for the full functionality, the product must be registered using Serial Number (received through email after purchasing the product).

If the software is installed using the product installation CD (i.e., BOX version), hardware lock[] is mandatory for the functioning of the software that is available with the software kit.

After purchasing the software, you will receive the serial number, which is required to register the software. The serial number will be verified during the registration process and if the serial number is valid then the software will be registered.

The software can be registered in different ways. These are the methods by using which you can register the software:

- [Over internet](#)

You should have the serial number, which is received after purchase of the software. On entering the serial number it is verified by license server and on verification the software will be registered.

- [Manual Activation](#)

You will need to generate a PHX_REG.txt file and mail the .txt file to support@stellarinfo.com. After verifying the serial number and purchase details of the software, the site key will be delivered to you at your email address. This site key is used to register the software manually.

Registration Over Internet

To register the software over Internet:

1. On the Activation menu, click **Activate Stellar Phoenix Outlook PST Repair Online**. The Warning dialog box opens, click **OK**.
2. In the Welcome to Stellar Phoenix - Electronic Software Registration wizard, click **Next**.
3. Type the Serial number (received through email after purchasing the product) in the Serial number text box. Click **Next**.



4. The software would automatically communicate with license server and register the software. Click **Finish** to complete the registration process.

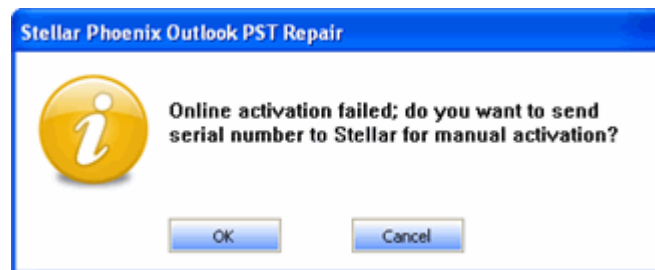


You can generate the PHX_REG.txt file manually by starting the online activation. View [manual activation](#) topic to perform the process of generating PHX_REG.txt file.

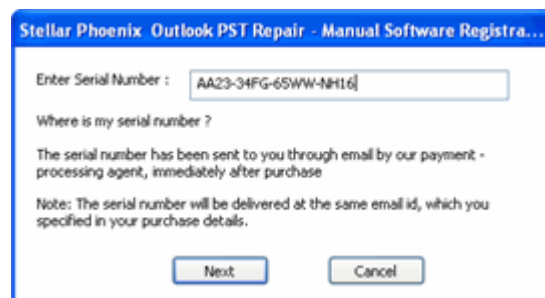
Manual Activation

To register the software by using manual activation process:

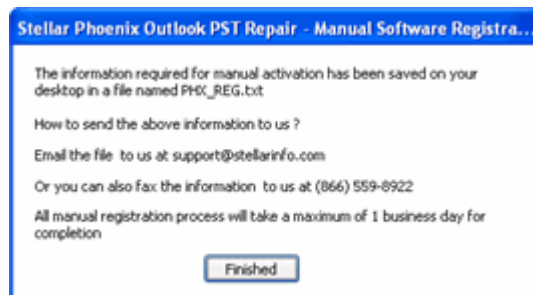
1. On the Activation menu, click **Activate Stellar Phoenix Outlook PST Repair Online**. The Warning dialog box opens, click **OK**.
2. In the Welcome to Stellar Phoenix - Electronic Software Registration wizard, click **Cancel**.
3. The Stellar Phoenix Outlook PST Repair dialog box opens, click **OK**.



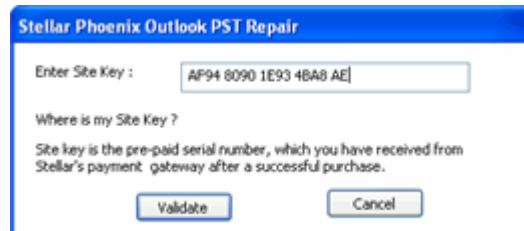
4. In the Stellar Phoenix Outlook PST Repair -Manual Software Registra... dialog box, enter the serial number, which is received after the successful purchase of the software. Click **Next**.



5. A file named PHX_REG.txt will be created at your desktop. Email the .txt file to support@stellarinfo.com email address. Click **Finished**.



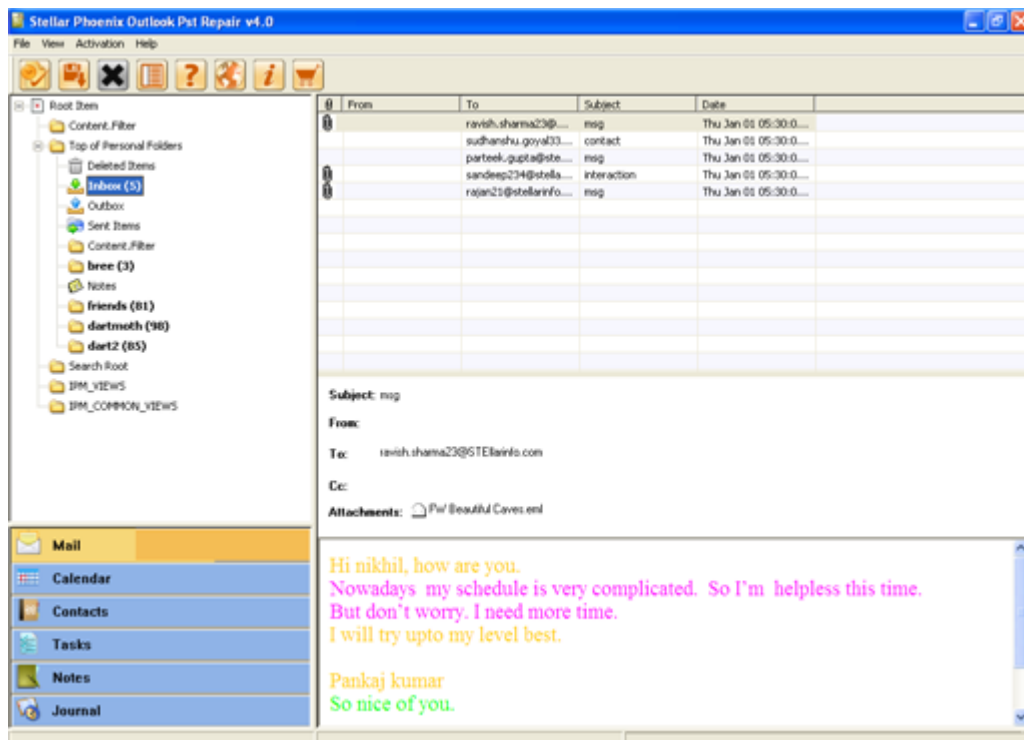
6. In reply, you will receive the site key after checking the purchase details. This site key is required to activate the software manually.
7. When you receive the site key, open Stellar Phoenix Outlook PST Repair, on the Activation menu, click **Manual Registration**. In the Stellar Phoenix Outlook PST Repair dialog box, enter the site key, which is received after sending the PHX_REG.txt file. Click **Validate**.



The site key is delivered to your email address, which is used to sent the serial number.

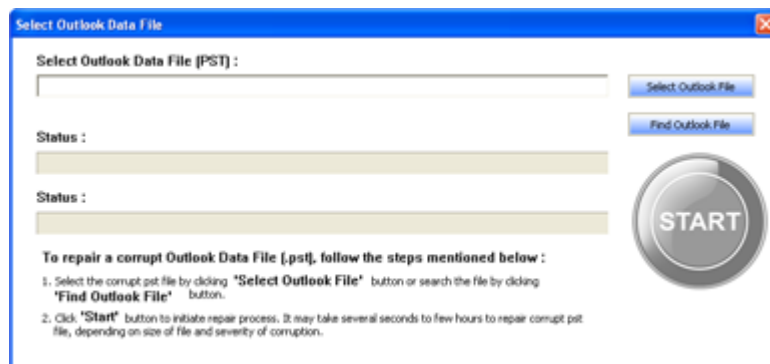
User Interface

Stellar Phoenix Outlook PST Repair has a rich Graphical User Interface (GUI) with many features. The GUI of Stellar Phoenix Outlook PST Repair resembles the GUI of Microsoft Outlook Express. The Stellar Phoenix Outlook PST Repair has a two-pane structure. The left-pane has Mail, Calendar, Contacts, Tasks, Notes and General tabs. Click a tab to view contents of it. All information related to an email such as sender's and recipient's address, subject date, and content is shown in the right-pane. The main user interface is as shown below.



Click any tab to view contents of it. You can select

When you start Stellar Phoenix Outlook PST Repair the Select Outlook Data File dialog box as shown below opens. You can select and search PST file by using this dialog box.



In this dialog box, the Select Outlook File button is used to open a PST file from known location. The Find Outlook File button is used to search PST file in volumes. The Start button starts the recovering process.

Stellar Phoenix Outlook PST Repair has a toolbar and menubar having many options.



The Select Outlook Data File dialog box is also opened by selecting **Open Outlook File** on the File menu and by clicking the **Open a Outlook File to Repair** icon from toolbar.

Menubar








The menubar of Stellar Phoenix Outlook PST Repair has these menus and items:

Menu	Items
File	<ul style="list-style-type: none">○ Open Outlook File: Opens Select Outlook Data File dialog box by using which that allows you to search and select PST files.○ Exit: Close the Stellar Phoenix Outlook PST Repair.
View	<ul style="list-style-type: none">○ View Log Report: Shows log report generated by Stellar Phoenix Outlook PST Repair's processes.○ View Recovery Details: Shows the folders and number of files recovered from the selected PST file.
Activation	<ul style="list-style-type: none">○ Activate Stellar Phoenix Outlook PST Repair: Starts the process of activating Stellar Phoenix Outlook PST Repair by using Internet.○ Manual Registration: Starts the process of manual activation of Stellar Phoenix Outlook PST Repair.
Help	<ul style="list-style-type: none">○ Help Topics: Opens help guide of Stellar Phoenix Outlook PST Repair.○ Order Stellar Phoenix Outlook PST Repair: Provides information regarding the purchase of Stellar Phoenix Outlook PST Repair.○ View Support Section: Opens the Stellar Information Systems Ltd.'s online support Web site where you can get online support.○ View Knowledge Base: Opens the Stellar Information Systems Ltd.'s knowledge web site where you can find numerous number of knowledge base articles related to data recovery concepts.

	<ul style="list-style-type: none">○ Submit a Ticket: Allows you to submit a ticket in Stellar Information Systems Ltd.'s online support Web site such that your query can be solved effectively.○ About Stellar Phoenix Outlook PST Repair: Provides general information and End User License Agreement (EULA) of the Stellar Phoenix Outlook PST Repair.
--	--

Toolbar

Stellar Phoenix Outlook PST Repair has a toolbar with these tools:

- : This icon opens the Select Outlook Data File dialog box by using which you can select and find PST files in your computer.
- : This icon allows you to save PST files at your preferred location.
- : This icon changes the right pane position. When you click a folder in left-pane, by default, the right pane shows the details in horizontal columns position. You can click Switch Reading Pane icon to change the position to vertical columns.
- : Opens the help guide of Stellar Phoenix Outlook PST Repair.
- : keeps Stellar Phoenix Outlook PST Repair updated. Click this icon to run the update wizard, which download and install the newly available update for the Stellar Phoenix Outlook PST Repair. However, if major version is available then you have to purchase the new version.
- : Provides general information and End User License Agreement (EULA) of the Stellar Phoenix Outlook PST Repair.
- : Provides information regarding the purchase of the Stellar Phoenix Outlook PST Repair.

Using Stellar Phoenix Outlook PST Repair

Stellar Phoenix Outlook PST Repair software can repair corrupted Microsoft Outlook PST file and search PST files. You can save the recovered PST files to your preferred location. You will need to import the recovered PST file in Microsoft Outlook.

Legal Notices

[Copyright](#)

[Disclaimer](#)

[Trademarks](#)

[License Agreement](#)

Copyright

Stellar Phoenix Outlook PST Repair software, accompanied user manual and documentation are copyright of Stellar Information Systems Ltd., with all rights reserved. Under the copyright laws, this user manual cannot be reproduced in any form without the prior written permission of Stellar Information Systems Ltd. No Patent Liability is assumed, however, with respect to the use of the information contained herein.

Copyright © 1995-2009 by Stellar Information Systems Ltd. INDIA

Disclaimer

The Information contained in this manual, including but not limited to any product specifications, is subject to change without notice.

STELLAR INFORMATION SYSTEMS LTD PROVIDES NO WARRANTY WITH REGARD TO THIS MANUAL OR ANY OTHER INFORMATION CONTAINED HEREIN AND HEREBY EXPRESSLY DISCLAIMS ANY IMPLIED WARRANTIES OF MERCHANTABILITY OR FITNESS FOR ANY PARTICULAR PURPOSE WITH REGARD TO ANY OF THE FOREGOING STELLAR INFORMATION SYSTEMS LTD ASSUMES NO LIABILITY FOR ANY DAMAGES INCURRED DIRECTLY OR INDIRECTLY FROM ANY TECHNICAL OR TYPOGRAPHICAL ERRORS OR OMISSIONS CONTAINED HEREIN OR FOR DISCREPANCIES BETWEEN THE PRODUCT AND THE MANUAL. IN NO EVENT SHALL STELLAR INFORMATION SYSTEMS LTD, BE LIABLE FOR ANY INCIDENTAL, CONSEQUENTIAL SPECIAL, OR EXEMPLARY DAMAGES, WHETHER BASED ON TORT, CONTRACT OR OTHERWISE, ARISING OUT OF OR IN CONNECTION WITH THIS MANUAL OR ANY OTHER INFORMATION CONTAINED HEREIN OR THE USE THEREOF.

License Agreement

Stellar Phoenix Outlook PST Repair

Copyright © 1995-2009 by Stellar Information Systems Ltd. INDIA

www.stellarinfo.com

All rights reserved.

All product names mentioned herein are the trademarks of their respective owners.

This license applies to the standard-licensed version of Stellar Phoenix Outlook PST Repair.

Your Agreement to this License

You should carefully read the following terms and conditions before using, installing or distributing this software, unless you have a different license agreement signed by Stellar Information Systems Ltd.

If you do not agree to all of the terms and conditions of this License then do not copy, install, distribute or use any copy of Stellar Phoenix Outlook PST Repair with which this License is included, you may return the complete package unused without requesting an activation key within 30 days after purchase for a full refund of your payment.

The terms and conditions of this License describe the permitted use and users of each Licensed Copy of Stellar Phoenix Outlook PST Repair. For purposes of this License, if you have a valid single-user license, you have the right to use a single Licensed Copy of Stellar Phoenix Outlook PST Repair. If you or your organization has a valid multi-user license, then you or your organization has the right to use up to a number of Licensed Copies of Stellar Phoenix Outlook PST Repair equal to the number of copies indicated in the documents issued by Stellar when granting the license.

Scope of License

Each Licensed Copy of Stellar Phoenix Outlook PST Repair may either be used by a single person or used non-simultaneously by multiple people who use the software personally installed on a single workstation. This is not a concurrent use license.

All rights of any kind in Stellar Phoenix Outlook PST Repair, which are not expressly granted in this license, are entirely and exclusively reserved to and by Stellar Information Systems Ltd. You may not rent, lease, modify, translate, reverse engineer, decompile, disassemble or create derivative works based on Stellar Phoenix Outlook PST Repair nor permit anyone else to do so. You may not make access to Stellar Phoenix Outlook PST Repair available to others in connection with a service bureau, application service provider or similar business nor permit anyone else to do so.

Warranty Disclaimers and Liability Limitations.

Stellar Phoenix PST Repair

Stellar Phoenix Outlook PST Repair and all accompanying software, files, data and materials are distributed and provided AS IS and with no warranties of any kind, whether expressed or implied. In particular, there is no warranty for the quality of data recovered. You acknowledge that good data processing procedure dictates that any program including Stellar Phoenix Outlook PST Repair must be thoroughly tested with non-critical data before there is any reliance on it and you hereby assume the entire risk of all use of the copies of Stellar Phoenix Outlook PST Repair covered by this License. This disclaimer of warranty constitutes an essential part of this License.

In addition, in no event does Stellar authorize you or anyone else to use Stellar Phoenix Outlook PST Repair in applications or systems where its failure to perform can reasonably be expected to result in a significant physical injury or in loss of life. Any such use is entirely at your own risk and you agree to hold Stellar harmless from any and all claims or losses relating to such unauthorized use.

General

This License is the complete statement of the agreement between the parties on the subject matter and merges and supersedes all other or prior understandings, purchase orders, agreements and arrangements. This License shall be governed by the laws of the State of Delhi, India. Exclusive jurisdiction and venue for all matters relating to this License shall be in courts and for a located in the State of Delhi, India and you consent to such jurisdiction and venue. There are no third party beneficiaries of any promises, obligations or representations made by Stellar herein. Any waiver by Stellar of any violation of this License by you shall not constitute nor contribute to a waiver by Stellar of any other or future violation of the same provision or any other provision of this License.

Copyright ©1995-2009 by Stellar Information Systems Ltd. All rights reserved.

Trademarks

Stellar Phoenix Outlook PST Repair® is a registered trademark of Stellar Information Systems Ltd.

Windows 2000 Server®, Windows XP®, Windows 2003®, Windows Vista®, MS Office and MS Outlook are registered trademarks of Microsoft® Corporation Inc.

All Trademarks Acknowledged.

All other brands and product names are trademarks or registered trademarks of their respective companies.

Technical Support

Our Technical Support professionals will give solutions for all your queries related to Stellar Products.

You can either Call Us or Go Online to our support section
<http://stellarinfo.com/esupport/users/kb.php>

Support Helpline

Monday to Friday [24 Hrs. a day]

USA (Toll free - Pre Sales Queries)	1-866-554-2512
USA (Post Sales Queries)	1-315-220-6245
UK (Europe)	+44-207-993-2293
Germany	+49-180-110-105-0051
Worldwide	+91-921-395-5509
Skype Id	stellarsupport
Email Orders	orders@stellarinfo.com

Online Help

- [Chat Live](#) with an Online technician
- Search in our extensive [Knowledge Base](#)
- [Submit Ticket](#) (If our Knowledge Base does not answer your question)
- Login and view [Ticket Status](#) (If you already have a valid Ticket with you)

- [Download Documents](#) on Product Usage (For Registered members only, i.e, user with login ID. If you are an unregistered user, please visit <http://stellarinfo.com/esupport/users/login.php> to create login ID)

About Stellar

Stellar Information Systems Ltd. is a trusted name in the field of Data Recovery and Data Protection Software for more than a decade.

We provide the widest range of Data Recovery Products. Our range includes Data Recovery Software for almost all Operating Systems and File Systems.

Product line:

Data Recovery

A widest range of data recovery software that helps you recover your valued data lost after accidental format, virus problems, software malfunction, file/directory deletion, or even sabotage!. [More Info >>](#)

File Recovery

The most comprehensive range of file undelete and unerase software for Windows and MS office repair tools. [More Info >>](#)

Email Recovery

A wide range of mail recovery, mail repair and mail conversion applications for MS Outlook, MS Outlook Express and MS Exchange useful in instances of data loss due to damages and corruption of Email. [More Info >>](#)

Data Protection

A wide range of Prevent Data Loss, Data backup and Hard Drive Monitoring Applications to ensure complete data protection against hard drive crash. [More Info >>](#)

Data Sanitization

Data cleanup and file eraser utility can delete selected folders, groups of files, entire logical drives, System Traces & Internet traces. Once the data have been removed using Stellar Wipe - Data File eraser utility, it is beyond recovery limits of any Data Recovery Software or utility. [More Info >>](#)

For more information about us, please visit www.stellarinfo.com
